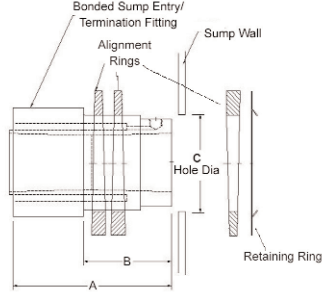


SUMP FITTINGS

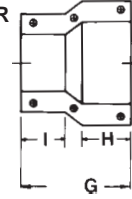
SUMP ENTRY/TERMINATION FITTING Bonded (1 Port, 3 Tapered Rings)



3" BONDED FITTING 012030-626-0
4" BONDED FITTING 012040-626-0



CONCENTRIC REDUCER

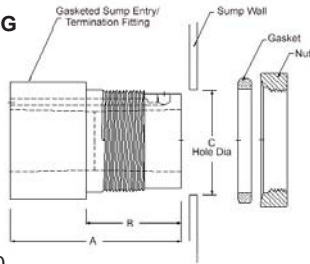


4" x 3" CONCENTRIC REDUCER 012040-238-3
5" x 4" CONCENTRIC REDUCER 012050-238-3

SUMP ENTRY/TERMINATION FITTING Gasketed (1 Port)



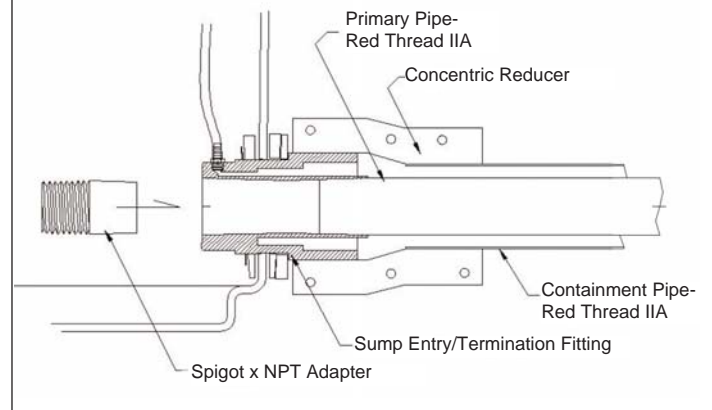
3" GASKETED FITTING 012030-620-0
4" GASKETED FITTING 012040-620-0



Nominal Pipe Size (in./mm)	G ± 1/8" (in./mm)	H ± 1/8" (in./mm)	I ± 1/8" (in./mm)
4x3 100 x 80	6 152	2 1/2 64	2 1/2 64
5x4 125 x 100	7 178	2 1/2 64	2 1/2 64

Nominal Pipe Size (in./mm)	A (in./mm)	B (in./mm)	C (in./mm)
3 (3x2) 80 (80 x 50)	6.83 173	4.00 102	4.00 102
4 (4x3) 100 (100 x 80)	6.83 173	4.00 102	5.00 127

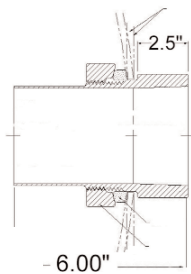
TERMINATION EXAMPLE using SUMP ENTRY/TERMINATION FITTINGS



SUMP ADAPTER



3" SUMP ADAPTER 012030-610-1



TERMINATION EXAMPLE using 3" SUMP ADAPTER

